

IRIS-4 / EDGE
Firmware 4.23.2

Table of Contents

- 1 Overview 3
- 2 Changes in this release **Error! Bookmark not defined.**
- 3 How to reflash..... 4
- 4 Current release version for each terminal type..... 5
- 5 Previous Releases 6

I OVERVIEW

This document details changes from firmware Version 4.23.1 to Version 4.23.2 for the IRIS-4 & Edge VS/DS terminal families.

2 VERSION 4.23.2 (26/11/24)

2.1 Terminal Versions Supported in this Release.

- EDGE DS2220/IRIS-4 50
- EDGE DS2300 (EDGE 2320, IRIS-4 55)
- EDGE VS5000 (EDGE VS5010/51/53)
- EDGE VS5300 (EDGE 5310/20/21/51/53)
- IRIS-4 160
- IRIS-4 2xx
- IRIS-4 4xx/G/GC
- IRIS-4 6xx/D
- IRIS-4 640ARX
- HON GT2x-4
- TDA14xx-4

2.2 Incremental update

- This release is primarily to solve a problem where IRIS-4 terminals with software version 4.2.2 or earlier end up with the dial capture port wrongly configured after a reflash to software version 4.21.8. The symptom of this error is that if an alarm panel is connected via the Dial Capture port, then alarm LA9xx is received at the ARC rather than the correct SIA, Contact ID, FF, etc alarm from the panel.

This release prevents this and also corrects the setting on any terminal that has already been reflashed with version 4.21.8 and has this misconfiguration.

- Other fault corrections.

2.3 Full Details

Full details of all changes are shown below.

ID	Details
T43595	Allow DC-09 panels on terminal's Ethernet 2 port to connect to panel configuration software via Ethernet port 1, while terminal is not polling to an IRIS Secure Apps system.
T43630, T43710	Fix an issue where IRIS terminals with software V4.2.2 or less end up with Dial Capture port wrongly configured after a reflash.
T43652	Fix an error where terminal will not accept RS485 mode "Esmi" from the provisioning system.
T43724	Change defaults for SIP paths and Action On Vin Loss for Ethernet and WiFi.

3 HOW TO REFLASH

Reflashing can be instigated remotely via the IRIS Secure Apps system to which the terminal is reporting, thereby saving the need for a site visit. This can be done either by using the Reflasher App within IRIS Secure Apps or within the IRIS Secure Apps Dialler Dialogue App, by instructing the terminal to 'Start Dialler Management' to the reflash server IP address (see below).

Alternatively, for local upgrade, connection to the reflash server can be instigated from the installer menu, Settings->Reflash:



The reflash IP address is set by default to AddSecure's reflash server (195.59.117.164) and does not need to be changed unless another reflash server is to be used.

NOTE: The new reflash bootloader takes slightly longer (extra 20s) to complete when compared to the original reflash process in earlier releases.

Reflashing can also be carried out by direct local connection to terminals, using our IRIS USB Reflasher that can be downloaded from our web site www.addsecure.com

Please note – the terminal must be correctly powered during reflashing, in accordance with the installation guide. It should not be powered by just USB connection or by just battery. Failure to do so can result in the terminal losing its software programme and becoming inoperable.

4 CURRENT RELEASE VERSION FOR EACH TERMINAL TYPE

Model	Firmware File
EDGE_DS2220/IRIS-4 55	v4.23.2.61592.hex
EDGE_DS2300	v4.23.2.61592.hex
EDGE_VS5000	v4.23.2.61592.hex
EDGE_VS5300	v4.23.2.61592.hex
HON_GT20_4	v4.23.2.61592.hex
HON_GT40_4	v4.23.2.61592.hex
IRIS_4_160	v4.23.2.61592.hex
IRIS_4_200	v4.23.2.61592.hex
IRIS_4_220	v4.23.2.61592.hex
IRIS_4_240	v4.23.2.61592.hex
IRIS_4_240AP	v4.23.2.61592.hex
IRIS_4_400	v4.23.2.61592.hex
IRIS_4_420	v4.23.2.61592.hex
IRIS_4_440	v4.23.2.61592.hex
IRIS_4_400G	v4.23.2.61592.hex
IRIS_4_420G	v4.23.2.61592.hex
IRIS_4_440G	v4.23.2.61592.hex
IRIS_4_440GC	v4.23.2.61592.hex
IRIS_4_620	v4.23.2.61592.hex
IRIS_4_620D	v4.23.2.61592.hex
IRIS_4_640	v4.23.2.61592.hex
IRIS_4_640ARX	v4.23.2.61592.hex
IRIS_4_640D	v4.23.2.61592.hex
TDA1400_4	v4.23.2.61592.hex
TDA1420_4	v4.23.2.61592.hex
TDA1440_4	v4.23.2.61592.hex
TDA7400_4	v4.14.2.16253.hex
TDA7420_4	v4.14.2.16253.hex
TDA7440_4	v4.14.2.16253.hex

5 [PREVIOUS RELEASES](#)

5.1 [Version 4.23.1 \(4/11/2024\)](#)

5.1.1 Terminal Versions Supported in this Release.

- EDGE DS2220/IRIS-4 50
- EDGE DS2300
- EDGE VS5000
- EDGE VS5300
- IRIS-4 160
- IRIS-4 2xx
- IRIS-4 4xx/G/GC
- IRIS-4 6xx/D
- IRIS-4 640ARX
- HON GT2x-4
- TDA14xx-4

5.1.2 Incremental update

- Correction of faults.

5.1.3 Full Details

Full details of all changes are shown below.

ID	Details
T43282	Resolve a problem where SIP Registration requests may be sent to the wrong IP address after a SIP incoming call is received.
T43121	Resolve a memory leak related to the MQTT connection to the Operations broker in the Provisioning system. This could lead to the terminal restarting automatically.
T43310	Resolve a fault where Ethernet poll failure is not sent to ISA. This happens only on terminals that also support a WiFi network connection.

5.2 Version 4.23.0 (28/10/2024)

5.2.1 Terminal Versions Supported in this Release.

- EDGE DS2220/IRIS-4 50
- EDGE DS2300
- EDGE VS5000
- EDGE VS5300
- IRIS-4 160
- IRIS-4 2xx
- IRIS-4 4xx/G
- IRIS-4 6xx/D
- IRIS-4 640ARX
- HON GT2x-4
- TDA14xx-4

New terminal version

- IRIS-4 440GC

This terminal has the same functionality as the IRIS-4 440G, but is for use solely with the AddSecure Provisioning System.

5.2.2 Incremental update

- Addition of new terminal type (IRIS-4 440GC) for provisioned systems.
- DC09 Receiver of second Ethernet port.
- Various minor improvements and fault corrections.

5.2.3 Full Details

Full details of all changes are shown below.

ID	Details
T42312, T42812	Add support for new IRIS-4 440GC terminal.
T42902	Complete DC-09 receiver on Ethernet 2 interface.
T43013	Add support for additional serial port protocols into DS2320.
T42364	Since Version 4.20.1, the terminals panel Upload/Download port has been closed by default. This has meant that if the default command is received from a Honeywell alarm panel, using 'Set ARC IP = 127.0.0.1', the panel is no longer accessible remotely. An additional default command (ARC IP = 127.0.0.2) has been added, which means default all except Upload/Download listening port. This can be used if the Upload/Download port has already been set up but all other parameters in the terminal are to be defaulted.
T43100	Add incoming address subnet configuration to 'Incoming TCP' menu, to allow incoming TCP connections to be accepted from a contiguous range of IP addresses.
T42115	For terminals connected to the AddSecure Provisioning system, a new MQTT command has been added to set 2N panel number destination for incoming calls.

ID	Details
T42683	Change the P100 default 'mains restore' zone number to 217 to match the zone number of P100 'mains fail' default (AT217).
T42728	Fix an error whereby a terminal in Voice (Intercom) mode would send a '#' tone when a voice call was cleared from remote end.
T42105	Add the current software version to the Reflash Success message sent to the AddSecure Provisioning system.
T42729	Prevent the Provisioning system enabling the terminal Sense Input (from disabled) if there is no voltage applied to the input, which could lead to the terminal failing to start if the battery was depleted.
T43079	Increase SIP loss of registration debounce from 10s to 30s to better ride over transient failures. Randomise the retry times.
T42182	Improve DTMF tone detection when the panel sends a tone very quickly in response to a 'Start' tone from an elevator panel. Add additional DTMF diagnostics.

5.3 Version 4.22.1 (25/9/2024)

5.3.1 Terminal Versions Supported in this Release.

- EDGE DS2300
- EDGE VS5000
- EDGE VS5300

5.3.2 Incremental update

- Corrections to status reported to provisioning system.

5.3.3 Full Details

Full details of all changes are shown below.

ID	Details
T42022	Correct SIP HeartbeatPeriod response attribute name in status reported to provisioning system.
T42200	Correct ISA security key status reported to provisioning system.
T42122	SIP status reported to provisioning system takes account of whether the path concerned is enabled or not.

5.4 Release 4.22.0 (10/9/2024)

5.4.1 Terminal Versions Supported in this Release.

- EDGE DS2300
- EDGE VS5000
- EDGE VS5300

5.4.2 Incremental update

- Add additional functions for Provisioning:
 - Terminal status reporting
 - Additional P100 protocol messages
 - Improve provisioning resilience in error conditions
 - Fixes for various faults

5.4.3 Full Details

Full details of all changes are shown below.

ID	Details
T38075, T38076, T41760	Add terminal status reporting to Provisioning platform – Server connections and path status.
T40300	Add P100 messages - Battery Voltage Low and Panel Power Return.
T39594, T40725	Improve resilience of connection to Provisioning system, in case of errors.
T40326	Disable ARC-locking as previously enabled from IRIS Secure Apps.
T41569	Resolve fault whereby battery was topped up more frequently than intended.
T38805, T38806, T38807, T38808, T38810, T38813, T38815, T39169, T40065, T40450	Add DC-09 receiver on Ethernet 2 interface.
T39837, T40051, T40019, T40392	Various minor fault corrections.

5.5 Release 4.21.8 (16/10/2024)

5.5.1 Terminal Versions Supported in this Release.

- EDGE DS2220/IRIS-4 50
- IRIS-4 160
- IRIS-4 2xx
- IRIS-4 4xx/G
- IRIS-4 6xx/D
- IRIS-4 640ARX
- HON GT2x-4
- TDA14xx-4

5.6 Incremental update

- Various fault corrections.

5.7 Full Details

Full details of all changes are shown below.

ID	Details
T42174	Implement slowed power turn-on for the cellular module to improve terminal start-up on application of power.
T42473	Fix an ARP issue that could cause the terminal to have 2 Ethernet IP addresses.
T42622	Fix a fault introduced into V4.20.1 that prevented SMS Set messages being set from Touch screen

5.8 Release 4.21.2 (21/8/2024)

5.8.1 Terminal Versions Supported in this Release.

- EDGE DS2220/IRIS-4 50
- EDGE DS2300
- EDGE VS5000/5300
- IRIS-4 160
- IRIS-4 2xx
- IRIS-4 4xx/G
- IRIS-4 6xx
- HON GT2x-4
- TDA14xx-4

5.8.2 Incremental update

- Improve manufacturing test function.

5.8.3 Full Details

Full details of all changes are shown below.

ID	Details
T41317	Correct manufacturing tests for terminals with LE910C1-EUX cellular module.

5.9 Release 4.21.1 (18/7/2024)

5.9.1 Terminal Versions Supported in this Release.

- EDGE DS2220/IRIS-4 50
- EDGE DS2300, VS5000/5300
- IRIS-4 160
- IRIS-4 2xx
- IRIS-4 4xx/G
- IRIS-4 6xx
- HON GT2x-4
- TDA14xx-4

Note that this is the first release of IRIS 1/2/4/6 terminals where incoming port 10001 is closed by default, for ISO27001 compliance reasons. Please see Release 4.21.0 details below.

5.9.2 Incremental update

- Correct Tamper alarm default message for IRIS-4 4xxG terminals.

Note that if you have reflashed an IRIS-4 4xxG terminal to Version 4.20.1 and then defaulted it, the tamper alarm message will be wrong and should be corrected.

5.9.3 Full Details

Full details of all changes are shown below.

ID	Details
T40454	Correct default tamper alarm message for IRIS-4 4xxG terminals

5.10 Release 4.21.0 (12/6/2024)

5.10.1 Terminal Versions Supported in this Release.

- EDGE DS2300(D2320)
- EDGE VS5300(VS5310/20/21/51/53)

5.10.2 Incremental update

- Echo suppression so remote party does not hear echo of themselves on voice calls.

5.10.3 Full Details

Full details of all changes are shown below.

ID	Details
T39212, T39218, T39395	Add echo suppression algorithms from release 4.7.17 and make controllable from Provisioning System.
T39216	Added model ID for IRIS-4 55 product.

5.11 Release 4.20.1 (30/5/2024)

NOTE: One of the new features is the ability to disable the terminal input pin tamper detection on the inputs, after setting up the terminal to EN54-21 Fire mode. Disabling this detection will prevent the terminal from recognising a wiring fault. Please ensure that the installation still conforms to EN54-21 requirements.

NOTE: For cyber security reasons and conformance with ISO27001, the terminal no longer accepts, by default, incoming TCP connections on TCP port 10001, which is typically used for alarm panel upload-download connections. If required, this must be explicitly enabled, see below. The terminal should always be protected by being installed behind a Firewall and port 10001 should not be open to the Internet.

5.11.1 Terminal Versions Supported in this Release.

- EDGE DS2220
- EDGE DS2300(D2320)
- EDGE VS5300(VS5310/20/21/51/53)
- IRIS-4 4xx/4xxG (including packaging version ATU-440)

5.11.2 Incremental update

- For security reasons, the terminal no longer accepts Incoming TCP connections on TCP port 10001. If required, this must be enabled by the 'Incoming TCP' setting menu (formally called 'Incoming IP Address').
- Allow pin tamper detection to be disabled for input pins 1 and 2 when in EN54-21 Fire mode.
- Modify DS2220 so that a plastic SIM card can be used without the need to enter a license key.
- Add support for new Telit cellular module LE910C1-EUX.
- New features for Automatic Provisioning for VS53xx and DS23xx terminals (Esse-Ti lift panel and Alarms Direct Service).
- Support for specific ESPA messages for TEF Fire Panels.
- Various minor improvements and fault corrections.

5.11.3 Full Details

Full details of all changes are shown below.

ID	Details
T38101	By default, terminal no longer accepts incoming TCP connections on port 10001. This function must now be enabled via the 'Incoming TCP' touch screen settings menu (this menu was formally identified as the 'Incoming IP Address' menu).
T38428	Allow pin tamper detection (monitor cable) to be changed on Pins 1 and 2 in EN54-21 Fire mode.
T38452	On DS2220 allow plastic SIM card to be used without requiring entry of a licence key.
T35798	Add support for Alarms Direct in Automatic Provisioning mode, whereby all saved polling parameters are set to default if polling account name or IP address are changed, so terminal can connect to a new ARC/account.
T36930	Selection of TEF Mode for ESPA, using Touch Screen or AT %I128 (0 = off, 1 = on), for compatibility with ESPA messages from TEF fire panels.
T32980	For Automatic Provisioning Service, added Esse-ti lift panel model type to schema (updated to v1.11.3).
T32980	Fixed serial2 emulation to allow use on VS5xxx expansion board.
T37263	Handle upgrading of 4.17.x to 4.20.x taking account of separate panel related settings for Auto-activate Audio and Check Call Number.
T26638, T35652, T35744, T35780, T36769	Added software support for new terminal type - IRIS-4 440GC, in advance of terminal release.
T38333, T38399, T38400, T38425, T38429, T38430	Add support for LE910C1-EUX cellular module.
T38387	Modify the timing in selection of best/preferred cellular technology (%G209=0) process to improve selection of technology with strongest signal.
T35637	For Automatic Provisioning Service, update schema to prevent negative numbers being selected for any parameters.
T35938	Added command AT&P3? To read Automatic Provisioning Service schema version supported.
T35437, T35439	Make Fire panel serial protocols available on DS2xxx terminals.
T35899	Added 'Disabled' to serial and com port emulation modes.
T36130	Resolve a fault where the details of alarms sent via the TTL/COM port are not logged.
T36267	Improved manufacture test to check the firmware version of any Wi-Fi module fitted, for v1.7.12 or later.
T36362	Added command AT&V46 to view DHCP, added command AT&T102 to send DNS request, and added extra diagnostic to DNS process.

ID	Details
T38249	Prevent incoming TCP being connected on port 58212 (assigned for Vanderbilt panels) unless Vanderbilt selected for Ethernet 2 and connection comes from Ethernet 2.
T38269	When used for the Automatic Provisioning Service, terminal rejects a configuration Json document if it refers to a schema version other than the version supported by the terminal.

5.12 Release 4.19.12 (10/4/2024)

5.12.1 Terminal Versions Supported in this Release.

- EDGE DS2300(D2320)
- EDGE VS5300(VS5310/20/21/51/53)

5.12.2 Incremental update

- Fault corrections.
- Additional diagnostics.

5.12.3 Full Details

Full details of all changes are shown below.

ID	Details
T37878	Prevent auto-activate tone being sent to panel when terminal is in Voice dial capture mode.
T36826	Implement flow control between log output and IP remote access to prevent loss of data when reading log remotely.
T36515	Improve DNS retrieval reliability in error situations.
T37846	Correct Panel Type 'Kone' setting via JSON configuration document.
T37898	Correct Vout Trouble threshold in configuration JSON document validation.
T37853	Add called SIP number for lift calls to event log.
T37845	Prevent DS2300 reporting SIP Registration failure for Ethernet or Wi-Fi.
T38304	Stop DS2300 reporting SIP test call fail on paths Ethernet and WiFi, which it does not have.
T37944	Correct SIP registration status event log entry.
T38078	Added new Tele2 auto-APN mapping, "8946100" = "mobiflex.tele2.m2m".

5.13 Release 4.19.10 (20/2/2024)

5.13.1 Terminal Versions Supported in this Release.

- EDGE VS5300(VS5310/20/21/51/53)

5.13.2 Incremental update

- Additional manufacturing test.
- Additional diagnostics.

5.13.3 Full Details

Full details of all changes are shown below.

ID	Details
T36267	Improved manufacture test.
T36362	Added command AT&V46 to view DHCP, added command AT&T102 to send DNS request, and added extra diagnostic to DNS process.

5.14 Release 4.19.9 (19/1/2024)

5.14.1 Terminal Versions Supported in this Release.

- EDGE DS2300 (DS2320)
- EDGE VS5100 (VS5110/20/21/51/53)
- EDGE VS5300(VS5310/20/21/51/53)

5.14.2 Incremental update

- New features and fault corrections relating to Automatic Provision operation.

5.14.3 Full Details

Full details of all changes are shown below.

ID	Details
T35036, 35525	Correct DNS errors that could prevent terminal resolving host name.
T35277	Prevent terminals that do not have hardware that supports a battery sending a 'Battery test OK' alarm at start-up.
T35226, 35234, 35352	Enable MQTT path monitors and recovery to preferred path.
T35331	Change SIP path priorities to Ethernet, Wi-Fi, Cellular (was Cellular, Ethernet, Wi-Fi).
T35423	Report TLS certificate serial number to provisioning platform.
T28320	Added detection of corrupt poll payloads, which abandons corrupted session then retries new poll.
T35796	Fix fault with CPC lift protocol interface introduced in version 4.17.5

5.15 Release 4.19.8 (11/12/2023)

5.15.1 Terminal Versions Supported in this Release.

- EDGE DS2300 (DS2320)
- EDGE VS5100 (VS5110/20/21/51/53)
- EDGE VS5300 (VS5310/20/21/51/53)

5.15.2 Incremental update

- Fault corrections relating to Automatic Provision operation.

5.15.3 Full Details

Full details of all changes are shown below.

ID	Details
T34505	Change defaults: SIP transport = TCP (was UDP), Auto Activate Audio for Lift panels 2N, SAR and Kone) enabled (was disabled).
T34588	Correct SIP headers for incoming calls which are cancelled before being answered, to avoid additional calls being blocked.
T34606	Correct handling of dial tone 'Euro' setting when loaded from Provisioning System.
T34608	Change to handling of IRIS Path settings sent from Provisioning System so that Toolbox detects that cellular path has been enabled.
T33751	Resolve a reflash fault when AADP interface being used (does not apply to Edge terminals).
T34880	Correct pin alarm setting corruption when terminal updated from 4.17.5.x to 4.19.7.x.
T34882	Correct handling of serial port setting changes from Provisioning System.

5.16 Release 4.19.7 (Date unknown)

Note – this release was for Automatic Provisioning pilot trials only.

5.16.1 Terminal Versions Supported in this Release

New terminals added:

- EDGE VS2300
- EDGE VS5300

5.16.2 Incremental update

- Compatibility with AddSecure's Automatic Provisioning System. This encompasses many changes.

5.16.3 Full Details

Full details of all changes are shown below.

ID	Details
T19240, T19242, T19420, T19466, T24202, T25796, T25805, T25810, T25811, T25813, T26179, T26348, T26947, T26958, T26946, T26976, T27150, T27219, T27571, T27573, T27574, T27596, T27690, T27748, T27749, T27771, T28665, T28879, T29107, T29283, T29290, T29108, T29644, T29851, T29882, T29982, T30896, T30916, T30967, T30968, T30974, T31056, T31200, T31245, T31800, T31825, T32095, T32431, T32535, T32808,	Compatibility with AddSecure's Automatic Provisioning System
T29835	Protection against non-volatile memory being defaulted if terminal software is downgraded. Note this only will apply if the software version to which the terminal is downgraded is 4.19.7 or higher.
T29435, T31604	Improvements to the processes of changing terminal Security Key from IRIS Secure Apps (ISA) to prevent terminal and ISA ending up with different keys and communications between the two failing.
T29058	Diagnostic commands to be set at start-up can be saved in non-volatile memory (%l123, %l124, %l125)
T29661	Resolve an issue in the terminal log where reading log output is not complete.
T32050	Created packaging variants for DS32xx products.
T27146	Created VS52xx and VS53xx products.
T27718	Extended dial port volume range for VS52xx and VS53xx products.
T29824	Indicate Lift status LEDs only when Lift enabled.
T32169	Report packaging name to ISA instead of firmware
T29835	Allow eeprom downgrading, as well as upgrading
T29435, T31604	Add new security key update procedure. Retain security key during Alarm session.
T31738	Special release for approvals testing
T26177	Improvements to memory allocator, for minimising fragmentation (minimum allocation size, pool of common sizes, greater number of blocks).
T33056	Compliance improvements to configuration of EEC608B TPM device.
T33545	Fixed manufacture test to avoid MQTT provisioned relays changing during tests.
T32673	After full defaulting of configuration parameters (eg using command AT&F9), the terminal will be restarted as an unconfigured fresh terminal.

ID	Details
T33632	Fixed reflash Check Version to support longer content with firmware changeset numbering.
T33631	Fixed DNS checking of non-dotted 12-digit IP addresses.
T32448	Added adoption ACK for end-to-end notification.
T33275	Added adoption activity to terminal logs.
T33742	Fixed inventory query (%i104) to support longer content.
T33720	Fixed AT documentation to describe current values of serial parity setting (different to old Touch series).
T34010	Inhibited non-provisioned terminals contacting the provisioning system.
T34484	Fixed SIP end-of-call procedure to release an incoming call if the terminal hangs up first.

5.17 Release 4.17.7 (14/6/2024 - note released after 4.19.x, 4.20.x, 4.21.x)

5.17.1 Terminal Versions Supported in this Release

- EDGE VS5010/VS5051/VS5053 (VS5000)

5.17.2 Incremental update

- Echo suppression has been added so the far end user does not hear the echo of their own voice.

5.17.3 Full details

ID	Details
T33717	Echo suppression has been added and is controlled by AT command %D69 (0 = off, 1 = on, default = 1 for EDGE terminals, 0 for IRIS terminals). Other AT commands are added for AddSecure support to be able to modify suppression parameters.

5.18 Release 4.17.6 (1/12/2023)

5.18.1 Terminal Versions Supported in this Release

- EDGE VS5010/VS5051/VS5053 (VS5000)

5.18.2 Incremental update

- A fault whereby the Panel Status LED (red) flashes to indicate fault when there is no fault has been corrected.

5.18.3 Full details

ID	Details
T33717	A fault whereby the Panel Status LED (red) flashes to indicate fault when there is no fault has been corrected.

5.19 Release 4.17.5 (17/10/23)

5.19.1 Terminal Versions Supported in this Release

- EDGE VS5010/VS5051/VS5053 (VS5000)
- EDGE DS2220
- IRIS-4 440
- IRIS-4 400G/420G/440G

5.19.2 Incremental update

- Improvement to handling of incoming SIP audio packets to reduce impact of transient network delays.
- Set VS terminal default cellular technology to 4G only and change setting on earlier software versions to 4G only on reflash.
- On VS terminals reduce time between mains failure and the emergency light being switched on and between mains recovery and the emergency light being switched off.
- On IRIS-4 4xx(G) terminals, solution for a problem that can cause continuous polling over PSTN path if no IP paths available and a terminal relay state change.
- Enable EN54-21 fire mode on DS2220.

5.19.3 Full Details

Full details of all changes are shown below.

ID	Details
T30015, T30175, T30176, T30185, T30245, T30491, T30492, T30493, T29826	Improve processing of incoming SIP packets to minimise audio disruption due to network packet delays.
T30965	Set VS terminal cellular technology default to 4G only and upgrade settings on terminals with earlier software version on reflash.
T31357	On VS terminals reduce time between mains fail and emergency light being switched on and between mains recovery and the emergency light being switched off.
T31359	Enable EN54-21 fire mode on DS2220.
T29827	For terminals with a physical Touch Screen, improve calibration when screen has aged.
T30307	Improve manufacturing test of dial capture port.
T32094, T33051	Corrected a fault that can cause continuous PSTN polling when a relay state changes.
T32455	Report battery voltage to ISA only if pack is enabled
T32639	Report Lift restore alarm (LR95x) at startup
T32808	Adjustments for future development of provisioning
T32533	Battery voltage reported only if battery connection enabled.
T33056	Adjustment to configuration of ECC608B TPM device to align with application notes (but no change to current functionality)

ID	Details
T24221	Improved robustness of eeprom storage, by having a 2 nd copy as a backup

5.20 Release 4.17.4 (Date unknown)

5.20.1 Terminal Versions Supported in this Release

- EDGE VS5000

5.20.2 Incremental update

- Improvement to handling of incoming SIP audio packets to reduce impact of transient network delays.
- Set VS terminal default cellular technology to 4G only and change setting on earlier software versions to 4G only on reflash.
- On VS terminals reduce time between mains failure and the emergency light being switched on and between mains recovery and the emergency light being switched off.
- On IRIS-4 4xx(G) terminals, solution for a problem that can cause continuous polling over PSTN path if no IP paths available and a terminal relay state change.
- Enable EN54-21 fire mode on DS2220.

5.20.3 Full Details

Full details of all changes are shown below.

ID	Details
T30015, T30175, T30176, T30185, T30245, T30491, T30492, T30493, T29826	Improve processing of incoming SIP packets to minimise audio disruption due to network packet delays.
T30965	Set VS terminal cellular technology default to 4G only and upgrade settings on terminals with earlier software version on reflash.
T31357	On VS terminals reduce time between mains fail and emergency light being switched on and between mains recovery and the emergency light being switched off.
T31358	Enable EN54-21 fire mode on DS2220.
T29827	For terminals with a physical Touch Screen, improve calibration when screen has aged.
T30307	Improve manufacturing test of dial capture port.
T32094	Corrected a fault that can cause continuous PSTN polling when a relay state changes.
T32455	Report battery voltage to ISA only if pack is enabled

5.21 Release 4.17.3 (22/5/2023)

5.21.1 Terminal Versions Supported in this Release

- IRIS-4 440 & IRIS-4 440G

5.21.2 Incremental update

Urgent bug fix correcting touch screen menu options for cellular settings not being shown on firmware v4.17.2, with IRIS-4 440 and 440G terminals. This bug did not affect the operation of the cellular path once configured.

5.21.3 Full Details

Full details of all changes are shown below.

ID	Details
T29484	Corrected fault in Touch Screen menus where cellular settings menu is not shown.

5.22 Release 4.17.2 (12/4/2023)

5.22.1 Terminal Versions Supported in this Release

- IRIS-4 440 & IRIS-4 440G

5.22.2 Incremental update

Incremental update to support v4.17.1 improvements on IRIS-4 440 and 440G terminals, and further improvement for serial comms.

5.22.3 Full Details

Full details of all changes are shown below.

ID	Details
T28205, T28297	Improved serial port baud, parity, and flow control changes while the serial port was active.

5.23 Release 4.17.1 (30/3/2023)

5.23.1 Terminal Versions Supported in this Release

- Edge DS2220 / IRIS-4 50

5.23.2 Addition of a New Terminal Type

The Edge DS2220 / IRIS-4 50 terminal is a new compact form factor alarm terminal, to support both PSTN and 2G/3G shutdown, and consists of a single cellular transmission path, with panel connectivity with dial capture, 2 inputs, 2 outputs, and RS232. Please refer to the specific product datasheet for more details.

5.23.3 Full Details

Full details of all changes are shown below.

ID	Details
T24898, T26359, T26498, T26823, T26583, T24393, T24759, T26335, T28064, T28089, T28116, T27772	Creation of EDGE DS2220 / IRIS-4 50 model.
T27532	Allow the additional facility for relays C and D to indicate path failure when operating in EN54-21 fire mode.

ID	Details
T26170, T25826, T24786	Improved I2C performance and reliability, with the addition of dma-driven transfers for faster bus speeds.
T26537, T27205, T27314, T24218, T24956, T25772, T27635, T26996	Additional support for Addsecure Inventory and Provisioning systems. Created new inventory format and additional commands for provisioning.
T26496	Creation of IRS-4 400G and IRIS-4 420G variants.

5.24 Release 4.16.1 (2/11/2022)

5.24.1 Terminal Versions Supported in this Release

- IRIS-4 440
- IRIS-4 440G

5.24.2 Addition of a New Terminal Types

A new terminal type, the IRIS-4-440G has been added to the range. This is virtually identical to the standard IRIS-4 400, with the same form-factor, but is based on a different processor. It has been necessary to create this product due to severe component shortages, in order to assist with continued delivery of IRIS products. The only functional differences are:

- Cellular and Ethernet do not operate if the terminal is powered by USB only. This prevent possible problems if the power available from USB is not adequate for the worst-case requirement of the terminal.
- 1200 baud operation is not supported on serial port RS232 2.
- The RS485 baud rate for connection to ESMI fire panels is set at 2400 rather than 1200.
- Cellular voice calls are not possible.

5.24.3 Full Details

Full details of all changes are shown below.

ID	Details
T19887, T9883, T22960, T19887, T23030, T23079, T23105, T21224, T23164, T23994, T23255, T23257, T23733, T24012, T24152, T24163, T24906	Creation of software for IRS-4 440G variant.
T22676	Correct text alignment of string "PSTN" in Installation Wizard network interface selection.
T23732	Added a customer specific branding option, configured in the factory when required.
T22957	Remove HHL Fire as an option on 6xx terminals as these terminals do not have Fire support. Note – this release does not include the IRIS-4 6xx terminals so this change will apply only to future releases.
T22600, T22601	Add some additional information for diagnostics.

5.25 Release 4.15.0 (3/8/2022)

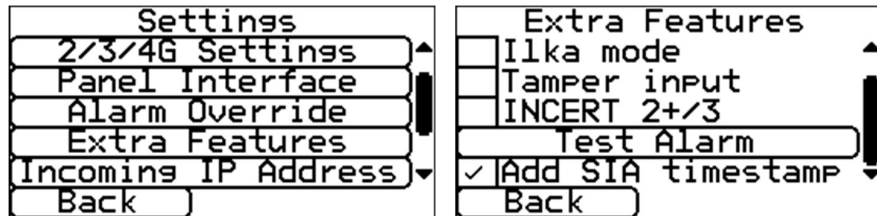
5.25.1 Terminal Versions Supported in this Release

- Edge VS5010, VS5051, VS5053
- IRIS-4 160
- IRIS-4 200, IRIS-4 220, IRIS-4 240, IRIS-4 240AP
- IRIS-4 400, IRIS-4 420, IRIS-4 440
- IRIS-4 620, IRIS-4 640
- IRIS-4 620D, IRIS-4 640D
- HON GT20-4, GT40-4
- IRIS-4 640ARX
- TDA1400-4, TDA1420-4, TDA1440-4

5.25.2 Optional addition of timestamp to SIA format alarm messages

An option to add a timestamp to all internally generated SIA format messages (including pin input alarms) has been added to provide monitoring centres with information on when the alarm was generated.

This option is selected from the Extra Features menu on the touch or virtual touch screen.



Alternatively, it can be enabled by AT command AT%G205=1 (0 to disable).

Note that for the alarm message timestamp option to work, the terminal must be connected to an IRIS Secure Apps 4 system (ISA-4) at the monitoring centre.

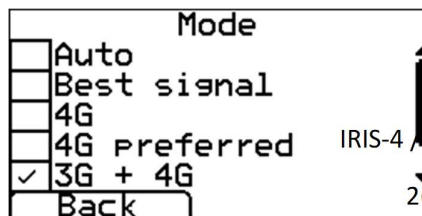
If the terminal is connected to older IRIS Secure Apps systems, the timestamp will be based on a date starting in year 2000 and will not therefore be correct.

The timestamp cannot be enabled if PSTN transmission path is selected and likewise the PSTN transmission path cannot be selected if timestamp is already enabled.

5.25.3 Additional Cellular mode

A new cellular mode (3G and 4G only) has been added for installations using SIP Voice over IP to ensure that 2G, which does not have sufficient bandwidth for VoIP audio, is never used.

This setting is now the default for terminal variants EDGE VS5010, VS5051 and VS5053. These terminal types which have earlier versions of firmware will be automatically updated to this setting when reflashing to V4.15.0 or later.



As part of this change the AT command used by Toolbox to read/write this setting has been changed from %G163 to %G206. This prevents Toolbox V4.6.0 inadvertently changing the setting without warning because it does not recognise the 3G + 4G mode. If V4.6.0 or earlier version of Toolbox is used with these terminals, Toolbox will report that it cannot read or write this setting and will not change it. If the old command is used with the terminal via a terminal emulator or via the Toolbox diagnostic tab, it will return ERROR with a note that the command has been replaced.

5.25.4 Increase of Mains Persistence time period

By customer request, the default mains persistence period (i.e. the period of time before a mains power (Vin) failure is reported as an alarm) for EDGE VS5010, VS5051 and VS5053 terminals has been extended from 3 seconds to 30 seconds.

5.25.5 Full Details

Full details of all changes are shown below.

ID	Details
T20800, T22711	Add optional timestamp to internally generated SIA alarm message.
T21789, T21703	Extended mains ok persistence to 30s (was 3s) for VS5010 and VS5051, to aid Lift installation procedures.
T21788, T22394	Add Cellular Technology mode 3G+4G, with change in AT command to set/read it. Cellular technology is defaulted to 3G + 4G (was 2G/3G/4G) for VS5010 and VS5051, to avoid poor SIP service over 2G for Lift applications.
T18084, T18189, T18192, T18419, T18739, T18741, T18736, T18745, T18748, T18751, T18766, T19847, T19852, T20762, T20787	Added support of VDS Secure IP protocol to TDA74xx-4.
T19726	Added manufacture test for GPS.
T19403	For COMLTE modified software for swapping of wiring for AC mains and battery signals from external power supply.
T18650	COMLTE reports power restore at start up if power input is in OK state.
T22306	Edge VS2120 default changed to IRIS Standard Service Mode and plastic SIM card only.
T22713	Resolve an issue with SIS format alarms being transmitted over PSTN.

5.26 Release 4.14.3 (25/4/2022)

5.26.1 Terminal Versions Supported in this Release

- EDGE VS5010
- EDGE VS5051
- EDGE VS5053

5.26.2 Version V4.14.2 for EDGE terminals

Changes in IRIS V4.14.2 are also applied to EDGE VS50xx terminals.
See details in previous releases below.

- Auto APN for Telenor Sim cards
- Added SMS Transport selection
- Lift SIP call logging
- Cellular Serving Cell information

5.26.3 Incoming SIP packet diagnostic

A new diagnostic has been added to Edge terminals to help identify whether incoming audio issues on SIP calls are related to late packets or packet loss within the network the terminal is connected to.

For investigations the diagnostic is enabled by command AT%I1=145 and must be disabled for normal use (AT%I1=0).

The diagnostic is output every 10s when a SIP call has been established.

5.26.4 Full Details

Full details of all changes are shown below.

ID	Details
T20906	Added SIP incoming packet trouble diagnostic

5.27 Release 4.14.2 (22/4/2022)

5.27.1 Terminal Versions Supported In This Release

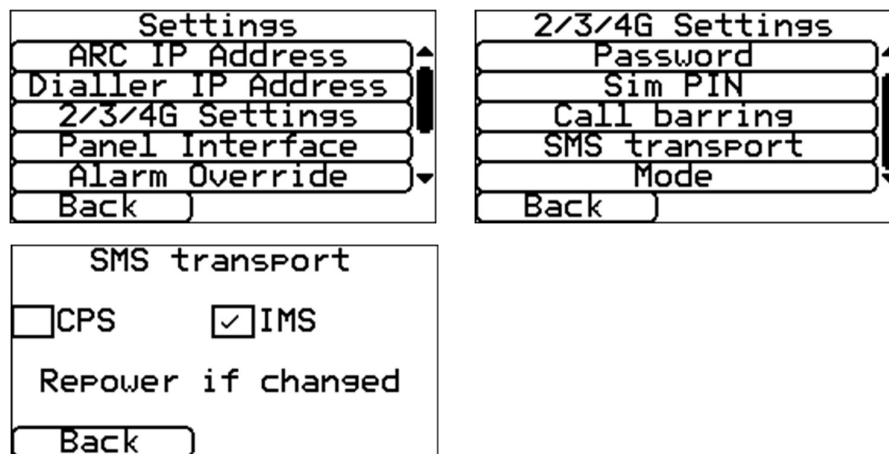
- IRIS-4 160
- IRIS-4 200, IRIS-4 220, IRIS-4 240, IRIS-4 240AP
- IRIS-4 400, IRIS-4 420, IRIS-4 440
- IRIS-4 620, IRIS-4 640
- IRIS-4 620D, IRIS-4 640D
- HON GT20-4, GT40-4
- IRIS-4 640ARX
- TDA1400-4, TDA1420-4, TDA1440-4
- TDA7400-4, TDA7420-4, TDA7440-4

5.27.2 Auto APN for Telenor Sim cards

For terminals set to use the AddSecure Connect or Link services (typically Edge), the APN is automatically set at start up for Telenor SIM cards as well as Link Tele2 and Telia SIM cards.

5.27.3 Added SMS Transport selection

A mode can now be set (CPS) for use with SIM cards that support 4G but do not support sending SMS messages over 4G. This is set through the Touch menus:



5.27.4 Lift SIP call logging

In order to aid diagnostics in fault conditions, SIP calls are included in the terminal log, showing alarm call and test call establishment and termination/failure reason.

5.27.5 Cellular Serving Cell information

For diagnostic purposes, information about the cell the terminal is attached to is shown in the %G8=1 diagnostic trace, for example:

```
1489.152 4A274 UMTS_Reg > 011 00 0000 0000 00000000 000 000 000 000 02000 OUT AT#SERVINFO
1489.158 4A274 UMTS_Reg > 012 00 0000 0000 00000000 000 000 000 000 02000 IN
1489.159 4A274 UMTS_Reg > 012 00 0000 0000 00000000 000 000 000 000 02000 IN #SERVINFO: 1617,-
87,"BT", "23430",00000E3,00A5,64,3,-118
1489.159 4A274 UMTS_Reg > 012 00 0000 0000 00000000 000 000 000 000 02000 IN
1489.159 4A274 UMTS_Reg > 012 00 0000 0000 00000000 000 000 000 000 02000 IN OK
```

5.27.6 Full Details

Full details of all changes are shown below.

ID	Details
T20052	Added AutoAPN for Telenor plastic sim card.
T20252, T20399	Added SMS transport selection (CPS or IMS), to support older SMS servicing on LE910C1-EU.
T20406	Add Lift SIP call logging.
T20526	Add Telit query for serving cell information (AT#SERVINFO), displayed in diagnostics AT%G8=1.

5.28 Release 4.14.1 (21/2/2022)

5.28.1 Terminal Versions Supported In This Release

- TDA1400-4, TDA1420-4, TDA1440-4
- TDA7400-4, TDA7420-4, TDA7440-4
- IRIS-4 620, IRIS-4 640, IRIS-4 620D, IRIS-4 640D
- HON GT20-4, GT40-4
- IRIS-4 640ARX

5.28.2 Aritech logo

The Touch Screen and virtual Touch Screen logos on the TDA14xx-4 and TDA74xx-4 have been updated to the Aritech logo.

5.28.3 Correction to TDA74xx-4 settings read from ATS8500

An error has been resolved when the data read by the ATS8500 contains a vSYNC FOLLOWER (5E hex).

5.28.4 EN54-2I mode on TDA14xx-4

EN54-2I mode can now be set on the TDA14xx-4 via the 'Extra Features' menu.

5.28.5 IRIS-4 640ARX manufacturing test improvement

5.28.6 Full Details

Full details of all changes are shown below.

ID	Details
T13564, T17855	Resolve a fault on TDA74xx-4 when data read by ATS8500 contains a SYNC FOLLOWER character (5E hex).
T16716	Add Aritech logo to TDA14xx-4 Touch Screen and TDA74xx-4 virtual Touch Screen.
T17804	Add support for EN54-2I mode to TDA74xx-4.
T16997	Resolve a SIM card manufacturing test fault on IRIS-4 640ARX.
T17868	Resolve a fault to ensure the last few parameters of configuration are not defaulted when the firmware is upgraded.
T17114	DS2020 name change to DS2120.
T17809	DVI IC support removed for 6xx/GTxx-4 based terminals (not used).
T17406, T17699	Amend default SIA messages for COMLTE terminal.
T17748	Added basic GPS functionality to VS5100 terminal.

5.29 Release 4.14.0 (22/9/2021)

5.29.1 Terminal Versions Supported In This Release

- Edge VS5000, Edge VS5100
- IRIS-4 160
- IRIS-4 200, IRIS-4 220, IRIS-4 240, IRIS-4 240AP
- IRIS-4 400, IRIS-4 420, IRIS-4 440
- IRIS-4 620, IRIS-4 640
- IRIS-4 620D, IRIS-4 640D
- HON GT20-4, GT40-4
- IRIS-4 640ARX
- TDA1400-4, TDA1420-4, TDA1440-4

5.29.2 Add New Terminal Edge DS2000

A new reduced footprint terminal for AddSecure managed services has been added to the range.

5.29.3 Add New Terminal HON COMLTE

A new OEM terminal has been added to the range.

5.29.4 Improved reflashing process.

In previous software releases it was possible for a terminal to become completely disabled if it was repowered or reset at the point where new software that had been downloaded was being written into the terminal's processor. This possibility has been removed by the addition of a reflashing bootloader that recovers from such a situation.

NOTE: The new reflash bootloader takes slightly longer (extra 20s) to complete when compared to the original reflash process in earlier releases.

5.29.5 Full Details

Full details of all changes are shown below.

ID	Details
T12788, T13561, T15093	Added DS2000 product range.
T14868, T14883, T14884, T15110, T15113, T15376, T15410	Added COMLTE model.
T11968, T12796, T13316, T13567	Added reflash bootloader to protect against terminal being reset or repowered whilst new software being loaded into processor.
T12799	Added reflash status reporting to IRIS Secure Apps.
T13837	Improved reflash LED indication, by blinking most LEDs (was just 1 LED).
T13520	Fixed cell digital audio testing on TDA74xx and IRIS-4 6xx variants (includes GT and ARX).
T13723	Added reporting of cellular module name and firmware, to IRIS Secure Apps.
T13813, T13837, T13841, T14601, T15391, T15515	Added support for Telit cellular module LE910C1-EU, including USB enumeration, revised handling of APN, ensure correct data coding for SMS messages.
T14089	Prevent an extremely unlikely situation where the terminal will never start up if it is reflashed from an old version which has allowed itself to be loaded with invalid length pin alarm messages.
T14239	Relay changes are reported to IRIS Secure Apps, so for example the ISA web interface shows a relay change that occurred because the relay is set as an input follower and the input changed.
T14519	Added logging of dial port dialled number.
T15407	Rescaled WiFi bar graph in display menu for consistent appearance with bar graph in Toolbox
T14243	Added logging of Config/AP button.
T15648	With AADP protocol, added support for Transmission Status (message type 0x1E) to Generic Get command.
T15676	Corrected support for alternative flash memory device (SST26VF064B).
T16277	Fix to ensure retry attempts of sending SMS message when non-specific SMS error occurs. For Tele2 sim card, fixed refusal to register over 2G only technology.

5.30 Release 4.13.0 (20/4/2021)

5.30.1 Terminal Versions Supported In This Release

- IRIS-4 640ARX

5.30.2 C-TEC Fire Panel Support

On the IRIS-4 4xx range, C-TEC Fire Panels are supported on serial port 2. This allows additional information concerning the alarm to be provided to the monitoring centre.

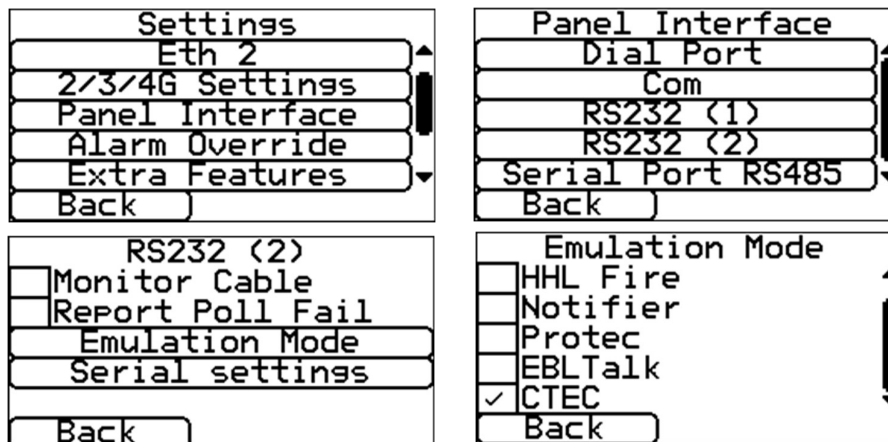
Please note – for compliance with EN54-21 and Construction Products Regulations (CPR), the instructions in the IRIS Touch 4xxNG Series Engineering Manual section “Installation for EN54-21 Compliant Fire Applications” must also be followed, namely enabling EN54-21 mode, use of pin inputs to signal fire and CIE fault, and relay outputs back to CIE to acknowledge ARC receipt of alarm and terminal fault. The SIA format messages described in this document are only to be used for additional information.

5.30.2.1 *Physical connection*

The serial port 2 screw terminals on the IRIS terminal are connected to the RS232 port on the alarm panel that is enabled for sending events. Only the TX, RX and Ground lines are required, no hardware handshaking is in use.

5.30.2.2 Configuration of the terminal

The C-TEC interface is available on the second RS232 port on the IRIS Touch terminal. It can be enabled via the menu **Settings > Panel Interface > RS232 (2) > Emulation Mode**. Scroll down and tick the **CTEC** option.



This setting can also be made using AT command AT%A14=18.

To enable debug diagnostics for this protocol, the command is AT%I41=144.

5.30.2.3 Serial port settings

The serial port settings (baud rate and parity) is found in the menu **Settings > Panel Interface > RS232 (2) > Serial settings** and must be set to match what the C-TEC panel is using. XFP panels are fixed at 57600, while ZFP panels are configurable, but default to 9600. In all cases it is 8 bit, no parity, 1 stop bit.

5.30.2.4 Monitoring

If the checkboxes **Monitor Cable** and **Report Poll Fail** under the menu **Settings > Panel Interface > RS232 (2)** are ticked, the terminal will monitor the connection to the panel, and if the cable is unplugged or the panel stops polling, this will be reported to the monitoring centre.

5.30.2.5 Event message conversion to SIA

The C-TEC specific event messages from the panel are used to construct the SIA message that is sent to the ARC. The table below lists the panel data fields and what they contain. Note that this table only includes a subset of the data fields that the panel may send. The listed fields are the ones that the terminal uses to build the SIA messages.

Panel data fields		
Field code	Field name	Example
PN	Panel number	PN:001
TM	Timestamp	TM:22/01/21 12:56:55
ET	Event type	ET:050
LP	Loop number	LP:001
DN	Device number	DN:009
ZN	Zone number	ZN:001

ZD	Zone description	ZD:Zone 1
DD	Device description	DD:Loop:1 Device: 9

Upon reception of an event message from the panel, the terminal performs a look-up in the table below and first checks the 'Report' column to determine if an alarm message should be sent. For event codes that will be ignored (i.e. has a 'No' in the 'Report' column), the terminal will simply acknowledge the message and then discard it. Conversely, if there is a 'Yes' in the report column, the terminal will create and send an alarm message to the server with the SIA codes as listed below.

Panel event list				
<i>Event type</i>	<i>SIA</i>	<i>Fixed text/description</i>	<i>Template</i>	<i>Report</i>
1	FJ	Device OK	1	Yes
10	FT	Device Fault	1	Yes
11	FY	Device Missing	1	Yes
20	-	Pre-Alarm	-	No
21	FA	Fire	1	Yes
22	FX	Fire Test	1	Yes
23	-	1st Stage Alarm	-	No
30	FB	Device Disabled	1	Yes
31	FU	Device Enabled	1	Yes
40	FB	Zone Disabled	2	Yes
41	FU	Zone Enabled	2	Yes
42	FB	OP Group Disabled	1	Yes
43	FU	OP Group Enabled	1	Yes
44	FB	IP Group Disabled	1	Yes
45	FU	IP Group Enabled	1	Yes
50	FA	Fire Level 2	1	Yes
51	FH	Norm Level 2	1	Yes
52	-	Device Activated Fire Level 1 (Action = Supervisory)	-	No
53	-	Device Normalised Fire Level 1	-	No
54	-	Device Output Activated	-	No
64	-	DataLogging event	-	No
70	-	Device Output activated	-	No
71	-	Device Output de-activated	-	No
100	-	Panel Muted	-	No
101	-	Panel Silenced	-	No
102	FR	Reset	3	Yes
112	-	Time & Date set	-	No
113	-	Device Pairing code received	-	No
200	-	Output Group Activated	-	No
201	-	Output Group DeActivated	-	No
300	FR	Restarted	3	Yes

5.30.2.6 SIA message templates

The table above contains a reference to a numbered template that is used to generate the SIA message for each event type, and the table below lists these templates.

SIA message templates	
Template number	Template
1	Nti[hh:mm:ss]/da[dd-mm-yy]/ri[LP ¹][DN ³]/[SIA][ZN ³] [^] [TXT],[ZD],[DD] [^]
2	Nti[hh:mm:ss]/da[dd-mm-yy]/ri[LP ¹][DN ³]/[SIA][ZN ³] [^] [TXT],[ZD] [^]
3	Nti[hh:mm:ss]/da[dd-mm-yy]/ri[PN ³]/[SIA][PN ³] [^] [TXT] [^]

Brackets are not included in the final message, just used here to identify the different parts of the message template. All elements in green originates from the event message itself, the elements in blue refers to the SIA and text columns in the table above.

The time and date (ti and da modifiers) are generated from the TM data field in the event message. That is also the case for LP, DN, ZN, ZD and DD. The numbers in superscript indicates the number of digits taken from the panel data field, so for example only the least significant digit from the loop number (LP) is used.

5.30.2.7 Example SIA message from panel event

The panel sends an event with the following payload:

**PD:CAST XFP,PN:001,TM:22/01/21
12:56:55,PT:000,LP:001,DN:009,SA:000,DT:0031,ZN:001,ZD:Zone 1,DD:Loop:1
Device: 9,ST:000,AV:065,ET:050,**

- Timestamp: 22/01/21 12:56:55
- Event number: 050
- Loop number: 001
- Device number: 009
- Zone number: 001
- Zone description: Zone 1
- Device description: Loop:1 Device: 9

The terminal checks that the event number (50) should cause an alarm, and that the template to use is template 1. The final SIA message for this event then becomes:

Nti12:56:55/da22-01-21/ri1009/FA001[^]Fire Level 2,Zone 1,Loop:1 Device: 9[^]

Note that if the zone or device description has trailing spaces in the message from the panel, these will be stripped off during generation of the SIA message, as they provide no information, and just makes the message longer.

5.30.3 Full Details

Full details of all changes are shown below.

ID	Details
T12801	Fix error in IRIS-4 640ARX Ethernet 2 DHCP default (should be off).
T12388	Add support for Generic Get of pin status to AADP protocol.
T10275,T10276,T12785	Add support for C-TEC panels
T11932	Update to Kone lift panel handling for incoming calls.
T12550	Add support for Microchip SST26VF064B.
T12587	Add support for 1200 baud for Serial 2 on touch screen.
T12385	Increase maximum size of panel messages allowed for HHL panels.
T11505	Edge battery full recharge time altered to 24hrs, to support both the Lift 3Ahr battery (requiring just 20hrs) and the Intruder 4Ahr battery (requiring up to 27hrs).
T11549	Fix to correctly select between manufacture test of serial 2 port on T6xx series and ittp port on T2xx series.
T11596	Added expansion board tester for EXT and EXP to batch build, also includes product code date up to 2030.
T11590	Fix possibility of terminal resting on detection of pin input tamper if no SIA event code specified in the pin alarm message.
T11592	Fix to AT command setting BYTE parameter wrongly if a value greater than 255 is entered.
T11594	Fix to AT command setting a UIN16 parameter wrongly if a value greater than 65535 is entered.
T11515,T11113	Added EDGE VS5xxx variants and packaging-dependent configurations.
T11651	Added PSTN (AT!P) commands to AT command document.
T11962	Fix bug where Ethernet debounced failure is not reported if failure notification is turned off (%I33=255) and then turned back on (e.g. %I33 =3).
T11527	Fix to DNS resolution, although DNS not currently used in terminal.
T11596	Fix to incorrect relay initialisation when relay invert is selected.

5.31 Release 4.12.0 (21/12/2020)

5.31.1 Terminals Versions Supported In This Release

- IRIS-4 240AP

5.31.2 Full Details

Full details of all changes are shown below.

ID	Details
T10280	Add AADP Fire Mode setting.
T10537	Change alarm source in alarm JSON document for AADP generated alarms to 'RS485' from 'Terminal Other'.
T11020	Support for reflasher IP address setting via AADP.
T11021	Support for reflashing via AADP.
T11235	Modify AADP Test Poll and Test Alarm reports to include path tested.
T11260	Modify handling of AADP Ethernet configuration (0x19) and Cellular bridge configuration (0x40) in line with AADP spec update.
T11212	Fixed fault on IRIS-4 640ARX where serial LED does not properly show RS485 AADP communication status.
T11266	Fix a fault where TDA74xx-4 terminals show 'Fault on dial port' on virtual touch screen.
T9570	AT command documentation restructured with extra columns for parameter type (byte, uint16, string, etc) and parameter min/max size (of values or string lengths). Also added column for QA testing.
T1118	Added reboot after factory default of configuration, to ensure full system (especially cellular module) apply new settings. This command is only used during manufacturing.
T11549	Fix to correctly select manufacture test of serial port 2 for T6xx series and ittp port on T2xx series.
T11023	Added cellular OTA firmware upgrading for module LE910C1-AP.
T11127	Added cellular PDPAUTH configuration for module LE910C1-AP to solve data communication problem via Telstra 4G in Australia.

5.32 Release 4.11.0 (14/1/2021)

5.32.1 Terminals Versions Supported In This Release

- Edge VS5010
- Edge VS5051
- Edge VS5053

5.32.2 Edge VS5000 Default Path

By default, Edge VS5000 terminals are set to use the Cellular path only rather than Ethernet and Cellular. These Edge terminals are only used for Elevator and other voice related applications where voice connections via SIP is only currently

supported via Cellular. This change prevents the terminal indicating an Ethernet connection fault on its status LEDs and misleading installers.

Edge terminals with earlier versions of software fitted are defaulted to this setting on reflash.

5.32.3 Additional Elevator Panel Supported

Kone Elevator panels are also supported in addition to 2N, CPC, P100 and SAR panels. This selection is made via the AddSecure Connect service.

5.32.4 Intercom Mode

This mode allows an access door intercom terminal to be connected via the terminal Dial Capture interface and AddSecure Connect Service to occupants of the building that the Intercom serves and other third party phones. In order to work with existing intercom units and local phone numbers, the terminal can be configured for the removal or addition of dialled numbers. All configuration is performed via the AddSecure Connect service.

5.32.5 Dial Capture Voltage Removal

Previous to this release the terminal would remove its dial capture port voltage if no external communications via the cellular network was available. However it was found that this adversely affected some Elevator panels and so an option has been added to the terminal to maintain dial capture voltage even if cellular connection is not available. This option is set by default but can be changed via the AddSecure Connect service.

5.32.6 Manual Removal of Dial Capture Port Voltage

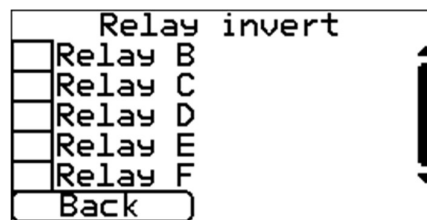
The possibility has been added for the AddSecure Connect service support staff to manually remove the terminal dial capture port voltage. This can be used to reset attached line powered panels if necessary.

5.32.7 Auto SIM Card Selection

The Edge terminal automatically selects the plastic SIM card at start up if one is fitted to the SIM card holder. Otherwise the on-board ESIM is selected. The ESIM and plastic SIM use different Access Point Names (APNs) and associated User Name and Password. This allows plastic SIM cards to be used in areas where the on-board ESIM has no network coverage.

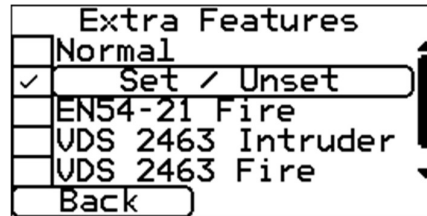
5.32.8 Revised Touch Screen Layout

The Touch screen and virtual Touch screen layout has been changed and tick boxes that were previously on the right hand side have been moved to the left hand side, as shown below. This has allowed more space to be allocated to the scroll bar (where displayed) to make it easier to use.



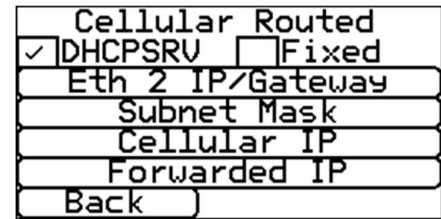
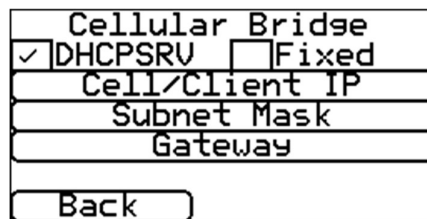
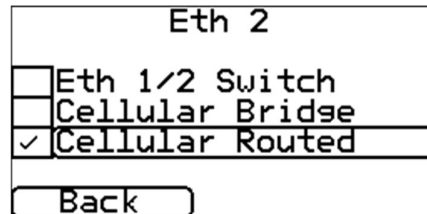
5.32.9 Changes to EN54-21 Fire Mode

When the existing EN54-21 Fire mode is selected (as below), the settings of Pin inputs 1 and 2 and Relay outputs A and B cannot be changed. This protect the use of these pins and relays. In EN54-21 Fire mode, pin inputs 1 and 2 are set to report Fire Alarm and Fire Fault from the alarm panel and Relay outputs A and B are set to report Fault and Alarm Acknowledge back to the Fire panel.



5.32.10 Changes to Cellular Bridging Mode

The Cellular to Eth2 option has been revised and improved. There are now two options - Cellular Bridge and Cellular Routed. Cellular Bridge maps the device connected to the Eth 2 socket to same IP address as the SIM card. Cellular Routed offers mapping to a configurable device IP address and Eth2 IP address. There is a DHCP server with the terminal that can be enabled in both modes that means that the connected device does not have to be manually configured with an IP address if it supports DHCP.



By default the Cellular Routed mode is selected, with Forwarded IP (i.e. the address of the attached device) set to 192.168.1.1 and the Gateway IP (i.e. the address of the Eth2 connection on the terminal) set to 192.168.1.254. The DHCP server is on by default.

5.32.11 Full Details

Full details of all changes are shown below.

ID	Details
T10517	Add buffer overflow protection in cellular module interface to avoid possible terminal reset under loaded conditions.
T7447, T10781, T10822	Increased touch screen scrollbar sensitivity area and moved tickboxes to the left side of the corresponding text. This improves the user experience when using the scroll bar.
T9496	New feature: Add support for removing dial port line voltage. This allows line powered terminals to be reset remotely if required.
T9978	New feature: Add support for Intercom mode, with provision for deleting from or adding to dial digit strings sent by an Intercom panel.
T10374	Set default paths to use on Edge VS000 to Cellular only (%I25=10) so fault not shown when Ethernet is not connected. Earlier versions are also defaulted to this on reflash. This is because Ethernet cannot be used with this terminal. Associated with this change the following defaults are removed from AddSecure Connect mode and the corresponding settings on the Touch interface are re-enabled: Paths to use, monitor dial port, monitor serial port, report poll fail on serial port, monitor pin inputs, poll fault relay = relay C, relay C relay follower.
T8334	New feature: Add support for Kone KCE lift alarm panels.
T7863	Improvement: Add changeset (minor) version number to log of old and new version when reflashing.
T7872	Improvement: Change text in log saying 'GPRS/3G', '2G/3G' and 'UMTS' to say 'Cellular'.
T7893	Improvement: Don't report Comms fail to Galaxy panel if no comms paths selected.
T7894	Improvement: Add more detail to USART diagnostics to avoid confusion.
T7878	Fix fault where 'Tamper Reset' button shown when in tamper but Incert mode not selected.
T7888	Fix fault that allows SMS pin alarm text messages entered via touch screen to overflow storage space available. Improve indication that limit has been reached.
T7892	Fix fault that results in dial capture voltage being switched on if all comms paths fail during a voice call or when call ringing.
T7881	Fix fault where status relay state does not get updated if setting changed to report fault but comms status remains unchanged.
T7884	Fix fault where time before next test alarm is not reduced if test alarm interval setting reduced.
T7887	Fix fault where %G99 (tamper input message) read/write via AT command does not work.
T7883	Fix fault where relay followers not updated if relay follower pin selection changed.

T7886	Fix fault where SMS relay activation match phone number starting with '00' does not match to incoming message with source number starting with '+' for International.
T7890	Fix fault where baud rate reported by Result Code on Remote Service call connection is incorrect.
T7889	Fix fault where terminal can erroneously report serial OK if it is reset while serial is in fault. Note as part of this change Connect Service mode selection switches off local reporting of serial fault and Edge terminals with earlier versions of software have serial monitoring turned off when reflashed.
T8338	Fix fault where all relays activate if SMS message with no text, just pulse length, is received.
T8183	Improved after-scan registration, by allowing more time for cellular module's return to normal operation. Added extra diagnostics for cellular network scan.
T7865	Improvement: On serial port access to cellular module add flow control and increase escape sequence to 4 plus's (with Telit escape on 3 plus's).
T3758, T8507, T9921	Improvement: added auto SIM card selection, with AT%G180 to display selected. Added EEPROM storage of bad pin number (protects against pin lockout). Reduced manufacture test time for cellular (making use of the SIM selection process). Added PUK code entry, to the existing PIN code entry process. Set AutoSIM as default and upgraded earlier versions to Auto.
T8330	Fixed relay diagnostic: removed double reporting and added variable status reporting.
T8369	Fix 640ARX manufacture test of Ethernet 2 (now supports isolation mode).
T8639	Added logging of cellular technology and operator.
T8252	Changes to assist Connect provisioning investigation. 1) Only &F9 and &F10 reset parallel diagnostics (%I41) so that key can be defaulted (&F11) without diagnostics being switched off. 2) Add AT command (%G182) to force manual cellular operator selection using either operator name or operator number. Selection goes back to automatic when setting cleared.
T9494	Add AT command %D66 to determine whether dial capture port voltage should be removed on a comms fault (i.e. no path or poll fail). 0 = don't report, 1 = do report. Defaulted to 1 on all but Edge VS550 which is defaulted to 0.
T9501	Added separate ESIM registers for APN, username, password and pin code (%G183, %I14, %I15, %G184). Removed, as well as add, auto-APN when card Sim is changed. Added AT&V39 to display Sim-related registers.
T7728, T7738, T7755, T7781, T7782, T7783, T7784, T7788, T9568	Added Edge expansion board EXP1 functionality for EEPROM, inputs pins relays, serial port and Led.
T7789	Added manufacture test for Edge Expansion board EXP1 improved expansion i2c shutdown. Altered VS project to Full compile, to avoid deprecation warning.

T9486	Added UMTS audio as I2S master DVI interface for new Telit modules on DS2020. Amended inclusion of standard library files, for compiling Touch NG series.
T10514	Altered APN context location to assist 240AP registration onto 4G technology. Added AT%G186 to specify context location (1=first location, 2=2nd location), where model 240AP has default of 1, and other models have default of 2.
T10600	Fix for manufacture testing for saving Product barcode in EEPROM. Reduced manufacture test cellular signal strength lower limit , as new technologies operate at lower signals
T10661	Adjusted inputs on EXP1 expansion board to work with standard tamper resistors. Altered EEPROM device to 24LC64 to align with latest BOM for EXP1.
T9923	Setting service mode to IRIS Standard or Link SIM using AT command %I98 sets the Reflash Server IP address to the UK based IRIS reflash server (195.59.117.168). This is for test purposes only as users are not expected/able to change service mode without defaulting a terminal.
T10282	When EN54-21 Fire mode selected (through any mechanism), the following defaults are applied: A) Pin one set to SIA code FA01/FR01 or CID event 110 Zone 1 (depending on whether SIA or CID codes are selected), tamper enabled, pin enabled, not inverted. B) Pin two set to SIA code FT02/FJ02 or CID event 300 zone 2 (depending on whether SIA or CID codes are selected), tamper enabled, pin enabled, not inverted. C) For Relays A and B, pin followers, invert, use for fault reporting, activation by SMS switched off. D) ISA not able to switch Relays A or B. E) Touch menus for pins and relays that cannot be changed do not allow changes to be made and show how the pins/relays are allocated to Fire. F) Any AT commands that would normally affect these settings have no effect in EN54-21 Fire mode, either rejected with ERROR code or accepted with OK but have no effect (pin tamper, pin enable, relay invert).
T8333, T8444, T10581	Revision of Cellular to Eth2 connectivity options. There are now two options - Cellular Bridge, set via %I76 (5 for Bridge, 6 for Routed). Bridge maps connected device to same IP address as the SIM card, Routed offers mapping to a configurable device IP address and Eth2 IP address. There is a DHCP setting (%I116) DHCP on/off that works in both modes. Another AT command (%I117) is added to allow the IP address of Eth2 that the terminal sets in Bridge mode to be read for a future Toolbox extension.
T10683	Update (virtual) Touch Screen text strings in all languages for new features.
T9282	Add support for SIA format over PSTN (for test purposes only).
T9810	For lift applications, send line restore to monitoring centre on first successful check call. This deals with situations

	where a line failure had been sent and then the terminal was restarted.
T9739	Improve analogue interface diagnostic to prevent potential terminal restart.

5.33 Release 4.10.5 (12/1/2021)

5.33.1 Terminals Versions Supported In This Release

- IRIS-4 160
- IRIS-4 200, IRIS-4 220, IRIS-4 240, IRIS-4 240AP
- IRIS-4 400, IRIS-4 420, IRIS-4 440
- IRIS-4 620, IRIS-4 640
- IRIS-4 620D, IRIS-4 640D
- HON GT20-4, GT40-4
- IRIS-4 640ARX
- TDA 1400-4, TDA1420-4, TDA1440-4
- TDA 7400-4, TDA7420-4, TDA7440-4

5.33.2 Resolution of a manufacturing issue

The manufacturing process has been improved.

5.33.3 Full Details

Full details of all changes are shown below.

<u>ID</u>	<u>Details</u>
T8931	On TDA7440-4 ensure terminal stops sending test calls over cellular after Ethernet path has recovered from a failure.
T7410	Change TDA7400-4 and TDA7440-4 so that they do not report cellular interface faults to the panel keypad if the cellular path has not been selected.
T5603	Change TDA7400-4 and TDA7440-4 so that the cellular IP address is reported to the panel menus before an alarm has been transmitted.
T11685	Fix to manufacture ethernet test of mac address (was rejecting addresses ending in "00")

5.34 Release 4.10.4 (12/11/2020)

5.34.1 Terminals Versions Supported In This Release

- IRIS-4 160
- IRIS-4 200, IRIS-4 220, IRIS-4 240, IRIS-4 240AP
- IRIS-4 400, IRIS-4 420, IRIS-4 440
- IRIS-4 620, IRIS-4 640
- IRIS-4 620D, IRIS-4 640D
- HON GT20-4, GT40-4
- IRIS-4 640ARX

5.34.2 Resolution of manufacturing test issues

The manufacturing test has been improved.

5.34.3 Full Details

Full details of all changes are shown below.

ID	Details
T10665	Fix for manufacture testing for saving Product barcode in eeprom Reduced manufacture testing of cellular signal strength lower limit , as new technologies operate at lower signals.

5.35 Release 4.10.3 (16/11/2020)

5.35.1 Terminals Versions Supported In This Release

- IRIS-4 640ARX

5.35.2 Resolution of an account number issue

The IRIS-4 640ARX now defaults to alarm override off, which means that both Master and Child account numbers sent to the terminal via the AADP protocol are transmitted correctly.

5.35.3 Full Details

Full details of all changes are shown below.

ID	Details
T9224	Change to 640ARX so that it defaults to Alarm Override off so that ARX master and child accounts with different account numbers work as required.

5.36 Release 4.10.2 (10/8/2020)

5.36.1 Terminals Versions Supported In This Release

- IRIS-4 160
- IRIS-4 200, IRIS-4 220, IRIS-4 240, IRIS 4-240AP
- IRIS-4 400, IRIS-4 420, IRIS-4 440
- IRIS-4 620, IRIS-4 640
- IRIS-4 620D, IRIS-4 640D
- HON GT20-4, GT40-4
- IRIS-4 640ARX

5.36.2 Resolution of DHCP issue

An occasional issue where the terminal might not obtain an IP address via DHCP has been resolved. It is believed that this issue is related to the reponse from the DHCP server being slower than is expected.

5.36.3 Full Details

Full details of all changes are shown below.

ID	Details
T8886 T9140	Fix DHCP to wait for Ethernet to reconnect after a Restart. Retry period lengthened from 1s to 3s and removed elapse timer.

5.37 Release 4.10.1 (15/7/2020)

5.37.1 Terminals Versions Supported In This Release

- IRIS-4 160
- IRIS-4 200, IRIS-4 220, IRIS-4 240, IRIS-4 240AP
- IRIS-4 400, IRIS-4 420, IRIS-4 440
- IRIS-4 620, IRIS-4 640
- IRIS-4 620D, IRIS-4 640D
- HON GT20-4, GT40-4
- IRIS-4 640ARX

5.37.2 Resolution of SMS Text transmission issue when SIM pin set

An issue with SMS transmission from the terminal has been resolved. This issue was introduced in release 4.10.0 and only happens if a PIN code is set on the SIM card.

5.37.3 Full Details

Full details of all changes are shown below.

ID	Details
T8612	Fix sms coding when entering pin code.
T8639	Added logging of cellular technology and operator.

5.38 Release 4.10.0 (19/6/2020)

5.38.1 New Terminal Types

The following new IRIS-4 terminal types are supported:

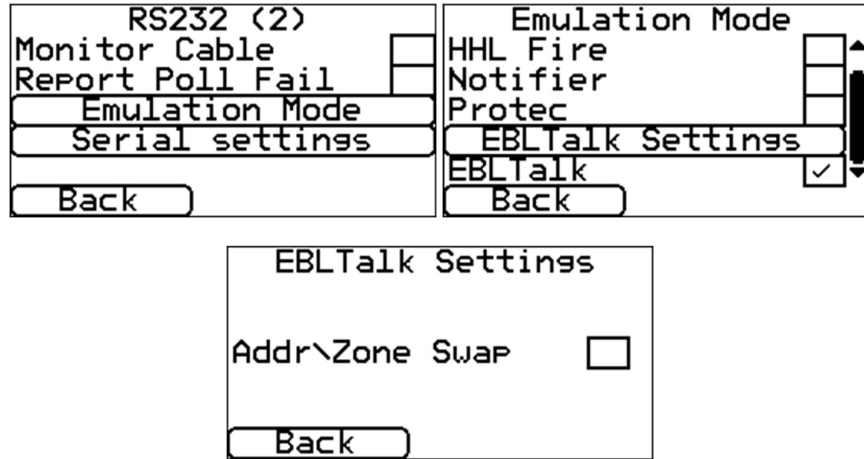
- IRIS-4 240AP - A version of the IRIS-4 AP that offers 4G support to the Australian market.
- IRIS-4 640ARX – An OEM version of the IRIS-4 640D for ASSA ABLOY market.

5.38.2 Terminals Versions Supported In This Release

- IRIS-4 160
- IRIS-4 200, IRIS-4 220, IRIS-4 240, IRIS-4 240AP
- IRIS-4 400, IRIS-4 420, IRIS-4 440
- IRIS-4 620, IRIS-4 640
- IRIS-4 620D, IRIS-4 640D
- HON GT20-4, GT40-4
- IRIS-4 640ARX

5.38.3 EBLTalk Fire Panel Support

Support for Fire Panel serial interfaces has been extended to include Panasonic EBLTalk fire panels on the second RS232 port. This allows technical information from the panel serial port to be reported to the monitoring centre alongside the normal Fire and Fault reports.



A special option required by some monitoring centres to swap the message Zone number and address is also provided as shown above. For more information please contact AddSecure Technical Support.

5.38.4 Full Details

Full details of all changes are shown below.

ID	Details
T1655, T6423, T6805, T7286	New feature: Add support for EBL/Panasonic Fire panel serial interface.
T6744	New feature: Add USB flow control so reflashing via local USB connection can be speeded up.
T5784, T6813	New feature: Allow extended SIA message size for ESMI Fire panels.
T7421	New feature: Add read tamper status (%I112?) and reset tamper (%I113=) commands to allow IRIS Toolbox to be upgraded to show tamper status and support tamper reset.
T7419	New feature: Add a 'Key default' AT command (AT&F11) for use by IRIS Toolbox.
T8024	New feature: Add Touch Screen menus to configure EBL Address/Zone swap and ESMI SIA mode settings. Tidy up ESPA and Galaxy configuration menus and headings.
T6706	New feature: Add IRIS-4 240AP (LE910C1-AP) cellular network scan, with or without simcard fitted.
T7577	New feature: Add cellular Firmware Switch (selects Telstra firmware) for IRIS4 240AP with LE910C1-AP module.
T7739, T7740	New feature: Add fetching and display of software package and customer firmware, with AT command %G178/179 for IRIS4 240AP with LE910C1-AP module.

T7544	Manufacture Test: Added manufacture testing of rs232 port 2 on IRIS4 6xxD, 640ARX and HON GTxx-4.
T7387	Manufacture Test: Fix Ethernet manufacture test to avoid occasional timeout failures (issue arose in v4.8.0)
T6973, T6974	AADP Protocol - Add Pin status reporting.
T7727	AADP Protocol: Fix fault where AADP does not report error with Nak if SIA alarm message has DC-09 preamble.
T7682	AADP Protocol: Fix fault where terminal resets if pin input with empty configuration read.
T7876	AADP Protocol: Fix fault where terminal reports pin input 5 configuration when asked for pin input 6.
T6977, T6978	AADP Protocol: Add Cellular Bridge set and read.
T6975, T6976	AADP Protocol: Fix error in Version response.
T8047	AADP Protocol: Fix fault where setting of pin 7 is not rejected with NAK.
T6981, T7393	AADP Protocol: Report plastic SIM card ICC number in Read QR Code response.
T6935	IRIS-4 640ARX: Restrict operation of to only AADP by disabling access to serial port settings via (virtual) touch screen and by AT commands. Disabled RS232 1, RS232 2 and COM ports (except when manufacture testing). Panel interface settings menu for RS232 1, RS232 2 and COM not shown. Panel interface setting menu for Eth 2 does not show emulation mode. AT command %A9 (serial 1 emulation), %A13 (COM emulation), %A14 (serial 2 emulation), %A15 (eth 2 emulation) cannot be set or read. AT command %A10 (RS485 emulation mode) can only be read (will show AADP mode which is the factory default).
T7505	IRIS-4 640ARX: Default cellular bridge parameters to allow out-of-the-box connection to ARX panels via Link.
T7163	Update text strings - add translations for 'Tamper restore' 'Cellular bridge' and 'Destination IP'. Correct three Dutch strings.
T7513, T4449, T6852	Extend documentation to assist with Connect provisioning GUI.
T7407, T7408	Fix SIP errors: remove uninitialized strings, allow full 32bit integer conversion to strings (to avoid negative numbers), lengthen message sizes and other generated strings to cater for worst case content.
T6705, T6745	Fix fault revealed in V4.9.0 where HHL serial configuration is wrong and causes baud rate error.
T7391	Fix error where settings %A6 and %A7 (serial port redial and call clear on idle times) are saved in the wrong parameter.
T7307	Fix fault where routing of serial port data to panel interface task not reset on a terminal default.
T8041	Fix fault where terminal resets if it has been sending SMS messages and the Telit cellular module gets reset.

T6748, T7397	Prevent Galaxy Flex RS485 bus communication problem when spurious packet received by terminal on Galaxy UDL port (10001).
T8369	Fix a problem with manufacturing test on Ethernet 2 connector for terminals defaulted with Ethernet 2 not shared with Ethernet 1,
T6476	Future application (New models): Add support for cellular ME910C1_E2 module.
T6481, T6943, T6815	Future application (Telit upgrade): Add cellular module OTA firmware updating basic support. AT command &V37 to view parameters.
T7021	Future application (TDA 74xx variants): TDA 74xx-4 version to v1.60.3
T7166, T7168, T7170	Future application (Edge VS 5000 terminals only): Correct operation of EN54-21 fire ACK, Fail To Communicate and Fault LEDs and Relays (other products unchanged).

5.39 Release 4.9.0 (26/5/2020)

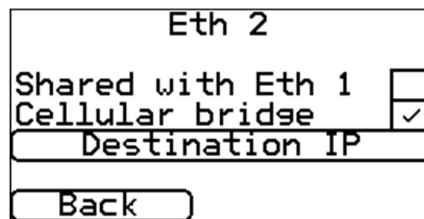
5.39.1 New Terminal Types Supported

The following new IRIS-4 terminal types are supported:

- IRIS-4 620D - A dual Ethernet version of the IRIS-4 620
- IRIS-4 640D - A dual Ethernet version of the IRIS-4 640

5.39.2 Ethernet to Cellular Bridge

IRIS terminals with cellular connection and two Ethernet ports (IRIS-4 440, IRIS-4 640D) offer the possibility of bridging between the cellular connection and the second Ethernet port (Eth 2). In this case a DHCP server is also provided on the Eth 2 port. This mode of operation is enabled when a SIM card is fitted to the terminal and has attached to the SIM provider's cellular data network and when the Ethernet 2 port is set to 'Cellular bridge' mode, as shown below.



Note - only a single Ethernet device is supported.

IP TCP and UDP packets sent to the SIM card IP address are bridged to the terminal Eth2 port and vice-versa. Note that other IP protocol types are not bridged.

When a device attached to Eth 2 makes a DHCP request, the terminal offers the following:

- The IP address that is the IP address associated with the SIM card fitted.
- Subnet mask 255.255.255.0.
- Gateway address within the same subnet as the IP address offered.

- DNS server address(es) from the SIM card provider's cellular data network.
- IP address renewal time of 15 minutes and lease time of 30 minutes.

Alternatively, if the device uses a fixed IP address, this IP address should be set in the 'Destination IP' on the touch screen menu as shown above. The Gateway IP address set in the device should be set to the same IP address as the device but with the last part of the IP different such that:

- If the last part of the IP address is even, then the same number + 1
 - E.g. 192.168.124.4 IP address, 192.168.124.5 gateway
- If the last part of the IP address is odd, then the same number – 1
 - E.g. 192.168.124.5 IP address and 192.168.124.4 gateway

5.39.3 Modified Support for Vanderbilt SPC Panels via Ethernet

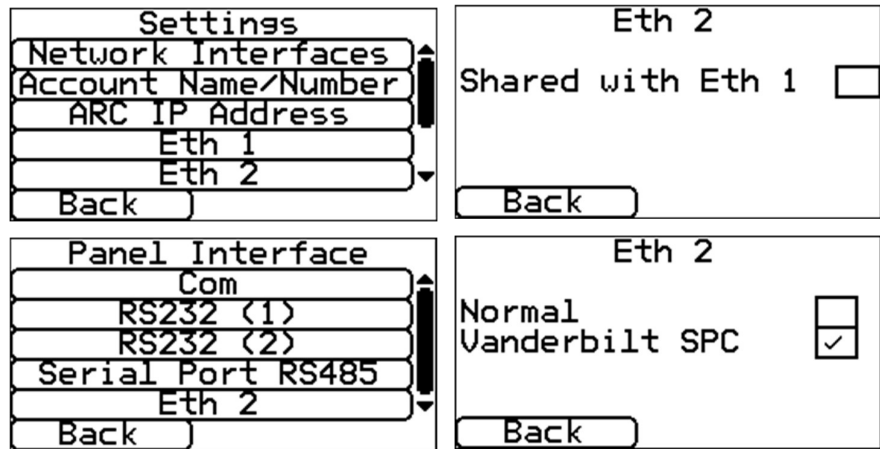
For some time, IRIS 4xx terminals, which have two Ethernet interfaces, have been capable of supporting connections from Vanderbilt (formerly Siemens) SPC panels via Ethernet and forwarding alarms from the panel to ARCs equipped with an IRIS Secure Apps system. This function has been extended to the new IRIS-4 6xxD products as well.

There has been a modification to the way this works, driven by the fact that Microsoft's Dial-up Networking function is no longer supported in Windows 10 in the same way as it was on earlier Windows versions. This means that remote access to the panel from Siemens SPC Pro software is no longer possible using the combination of Dial-up Networking and the IRIS Remote Service App. Therefore, an alternative way of supporting SPC Pro connection via AddSecure's Link service has been provided. The same can also be done with any SIM card that provides remote connection from an external IP source.

This does mean that remote connection from SPC Pro requires an IRIS terminal which supports cellular connection. However, this should not create practical difficulties as the motivation to use an IRIS terminal with a Vanderbilt panel includes the provision of a cellular interface, either as part of a dual path solution or as part of a single path cellular solution.

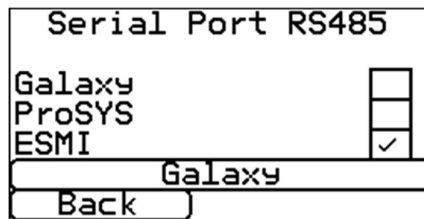
The ways that this affects the installation are as follows:

- 1) The IRIS terminal now includes a DHCP server on the second Ethernet interface so the panel should be set to use DHCP, rather than a fixed IP address.
- 2) The monitoring centre IP address (the EDP IP address) set in the panel must be the IP Gateway address given to the panel by the IRIS DHCP server. This IP address can be obtained from the panel (e.g. via the keypad).
- 3) For remote access to the panel using SPC Pro, the destination IP address for the panel must be the IP address associated with the SIM card fitted to the terminal. Depending on the SIM card provider this may require a connection between the PC running SPC Pro to the SIM card provider's own data network. In the case of AddSecure's Link service this uses a connection using OpenVPN with a Certificate provided by AddSecure.
- 4) The IP Address and Remote Access settings have been removed from the terminal's touch screen menu as they are no longer required. When selecting Siemens mode, the option 'Shared with Eth 1' is automatically deselected.



5.39.4 ESMI Fire Panel Support

Support for Fire Panel serial interfaces has been extended to include ESMI fire panels on the RS485 port.



5.39.5 Corrections and Improvements

The following issues have been corrected:

- When using the touch screen or virtual touch screen, selecting Panel Interface->Com-> Emulation Mode 'Texecom' erroneously sets RS232 (1) to baud rate 19200.

5.40 Release 4.8.0 (5/3/2020)

5.40.1 New Terminal Types Supported

- HON GT20-4 - Honeywell OEM module - upgrade of the GT-20 NG with second Ethernet port, 4G and other IRIS-4 features.
- HON GT40-4 -Honeywell OEM module - upgrade of the GT-40 NG with second Ethernet port, 4G and other IRIS-4 features.

5.40.2 Corrections and Improvements

- Prevent terminal resetting if very long SIP user name configured.
- Improve handling of check calls from SAR elevator panels to ensure panel correctly identifies test call acknowledgement.
- Allow incoming SIP voice calls during mains failure when terminal is running off battery.
- Reception of SMS text messages has been made more reliable. It was found that text messages might not be seen by the terminal if sent while the terminal was being reset. This reduces problems encountered during terminal provisioning.

- Correct fault that sometimes caused the selection of the plastic SIM card on Edge terminal as it should always use the eSIM.
- Improve operation of PPP stack in error conditions.
- Additional diagnostic on Ethernet interface to give more information when a bad packet is received.
- Prevent 2N lift alarm panels (e.g. top and bottom of car) sending alarms if they have not been enabled in the terminal configuration.
- Resolve an issue with HHL panel interface baud rate that was introduced in Release 4.6.5.

5.41 Release 4.6.5 (Edge VS5000 only) (8/1/2020)

5.41.1 New Terminal Types Supported

- Edge VS5010, VS5051, VS5053, for Lift applications.

5.41.2 Corrections and Improvements

- SIP protocol uses actual peer IP address in SIP header fields rather than the configured IP address so that it can work with dual SIP servers.

5.42 Release 4.6.3 (IRIS-4 160 only) (5/12/2019)

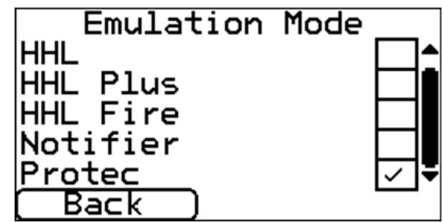
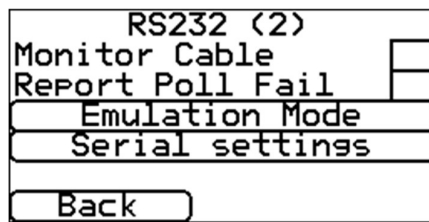
5.42.1 New Terminal Type Supported

- IRIS-4 160 – plastic case with transmission interfaces Ethernet, WiFi and cellular (2/3/4G)

5.43 Release 4.6.2 (26/11/2019)

5.43.1 Protec Fire Panel Support

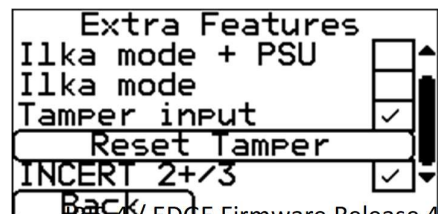
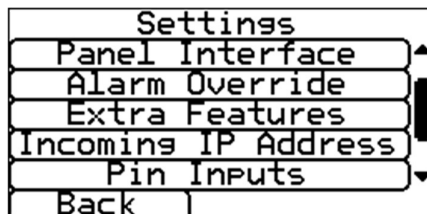
Support for Fire Panel serial interfaces has been extended to include Protec panels on serial port 2.



5.43.2 Tamper Restore

This enhancement has been made for compliance to Belgian Incert standards and is only applicable if 'INCERT 2+/3' mode has been selected on the Touch Screen->Extra Features menu.

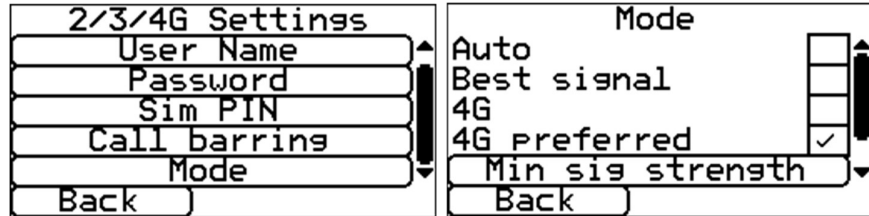
If a tamper switch activation occurs (including activation of the tamper input on non-cased variants), it does not restore automatically, it must be restored via the Touch Screen->Extra Features menu 'Reset Tamper' button.



If the tamper physical condition has been restored before 'Reset Tamper' has been selected, the reset button will be removed and the tamper restore message will be sent to the monitoring centre. If not, the button will be removed and the tamper restore will be sent when the condition is restored.

5.43.3 Cellular Mode

A Cellular Mode setting menu has been added to the 2/3/4G settings menu to select the Cellular technology used.

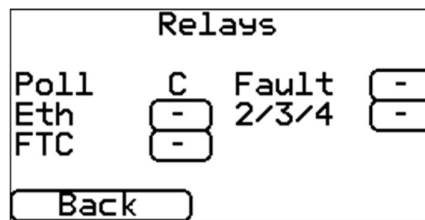


The options available are:

- Auto – the terminal will adopt the technology that is selected by the combination of the SIM card configuration and the network operator.
- Best signal – the terminal will select the technology with the highest signal strength (the default setting in the previous firmware release).
- 4G – fixed to 4G only. Note if there is no 4G available the terminal cannot fall back to 2G or 3G and so cellular communication will not be possible.
- 4G preferred – 4G is selected as long as it is available and above the minimum signal strength selected. Note if there is no 4G available the terminal will fall back to 3G or 2G if available.
- 2G + 3G – the terminal will not use 4G.
- 3G - as '4G' but fixed to 3G.
- 3G preferred – as '4G preferred' but 3G is selected if available and above the minimum signal strength specified.
- 2G - as '4G' but fixed to 2G.
- 2G preferred – as '4G preferred' but 2G is selected if available and above the minimum signal strength specified.
- Enhanced roaming – the same function as available on the previous version of software.

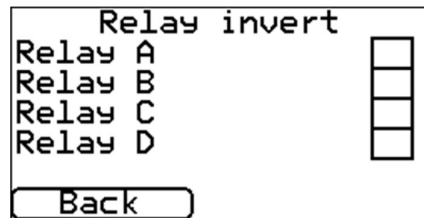
5.43.4 'Fail to Communicate' Relay output

A relay can be selected to indicate 'Fail to Communicate'. This is found in the 'Trouble Reporting' 'Via Relays' menu.



5.43.5 Relay Invert Setting

A relay invert setting is available in the 'Relays' menu.



5.43.6 Support for Contact ID protocol with 10-digit account code

Historically, the Contact ID protocol has been specified only with a four-digit account code, although the IRIS system can support up to 6 digits of account code with Contact ID format. There is now an updated version of the Contact ID protocol that allows 10 digits for the account code and the terminal has been updated to support this. When 'alarm override' is selected, the terminal includes a modified account number in a 10-digit Contact ID message, as follows:

- If the terminal's account number has 7, 8 or 9 digits, it is padded with leading 0s to make it 10 digits long before being included in the Contact ID message.
- If the terminal's account number is more than 10 digits, the leading digits are removed to make it only 10 digits.

5.43.7 'Only Analogue' Dialling via GSM

The 'Only Analogue' option on the 'Panel Interface' 'Dial Port' menu has been replaced by a 'PSTN only' option, as 'GSM only' dialling is no longer available.

5.44 Release 4.2.2 (14/6/2019)

5.44.1 Operation with Galaxy Flex alarm panels

It has been identified that when an IRIS terminal is connected to a Galaxy Flex alarm panel via the RS485 bus, some events can cause it to generate a Tamper alarm within the panel. This release prevents this happening.

5.44.2 Operation with Galaxy alarm panels with 4-6 digit account code conversion

Some time ago a feature was built in to IRIS 6xx series terminals to automatically convert 6 digit account numbers given to it from the alarm panel, to 4 digit numbers where the number starts with two leading 0's. This prevents confusion between the alarm monitoring centre, the installer and the alarm panel. A situation has been found recently where if the monitoring centre has set up two accounts, one with six digits (e.g. 00abcd) and one with the same four digits (abcd), then the terminal oscillates between the six digit and the four digit version. This situation has been resolved in this release.

5.45 Release 4.2.1 (18/3/2019)

5.45.1 Regular test alarm

In cases where the IRIS terminal is not connected to an alarm panel that can itself generate a regular test alarm (e.g. when inputs are used), it can be convenient for the terminal to generate a regular test alarm. This gives the monitoring centre a consistent way to monitor end-end connectivity across many installations.

Previously IRIS-4 4xx terminals have supported test alarms over PSTN only, but not over all paths (i.e. the first path available).

The image shows three screenshots of the IRIS terminal interface. The top-left screenshot shows the 'Extra Features' menu with options: 'Ilka mode + PSU', 'Ilka mode', 'Tamper input', and 'INCERT 2+/3'. The 'Test Alarm' option is highlighted, and a 'Back' button is at the bottom. The top-right screenshot shows the 'Test Alarm' screen with 'Period (hours)' set to '24' and a 'Back' button. The bottom screenshot shows the 'Period (hours)' input screen with a numeric keypad (7-0), 'Delete', 'Clear', 'Cancel', and 'Save' buttons, and the value '24' entered in the input field.

5.45.2 Operation with Vanderbilt SPC panels via Ethernet

IRIS-4 4xx terminals support connection to Vanderbilt SPC panels via the second Ethernet connection on the terminal. Alarms from the panel are sent to the monitoring center using the SIA protocol. The alarm time and data received from the panel is included in the SIA message. It has been noted that the SIA time/date format was not correct and this has been rectified.

5.45.3 Operation with Notifier fire panels

IRIS-4 4xx terminals support a serial connection to Notifier alarms panels and convert the alarm information from the panel to SIA format for transmission to a monitoring center. The terminal has been enhanced so that it supports the maximum message length (105) supported by the panel.

5.45.4 Selection of Cellular Technology

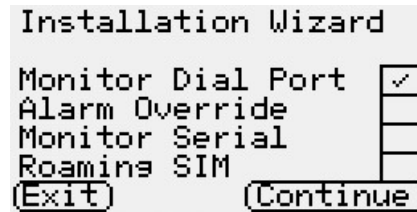
By default, IRIS-4 terminals select the cellular technology (2G, 3G or 4G) with the highest signal strength. It has been found that if one of the technologies is available on the cellular network to which the terminal has local access, but is not able to support data transmission, then this process is not optimum and the terminal may not select the technology with highest signal strength. This situation has been resolved.

5.46 First IRIS-4 release - 4.2.0 (5/9/2018)

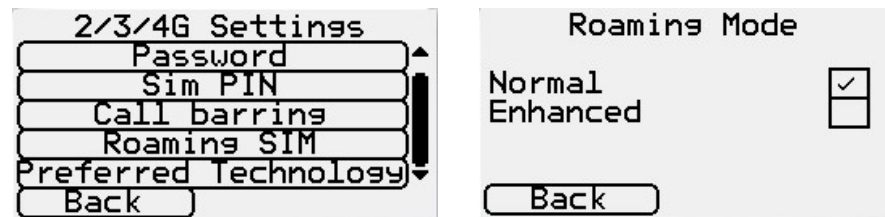
This was the first release of IRIS-4 firmware. This contains the same functions as the previous release of the IRIS Touch NG series which IRIS-4 superseded, with the additions described below.

5.46.1 Enhanced Roaming Selection

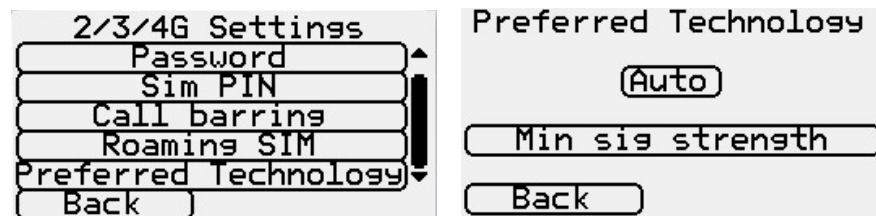
On the IRIS Touch NG series, the installation wizard included a selection tick box for 'Roaming SIM', as below.



This was removed from this menu on the IRIS-4 series because the meaning of the selection was ambiguous. The intention of the setting is 'enhanced' roaming where the terminal monitors the signal strength of the signal from all available cellular service providers and selects the one with the highest signal strength. It was identified that the setting was being selected by some installers if the SIM card in use is a roaming enabled SIM card and where there was no need for the selection of the operator with the strongest signal, as described above. This could result in intermittent trouble being reported by the terminal to the monitoring centre. The selection of this feature, for those who need it, has therefore been moved to the settings menus.



5.46.2 Selection of Preferred Technology



This setting allows the installer to select the preferred technology (Auto, 2G, 3G or 4G) used by the dialler for its cellular connection and the minimum signal strength required for the connection. If the signal strength is not at the required level (default is 10), the terminal will use a different technology that does meet the requirements. A setting of 'Auto', which is the default, instructs the terminal to select the technology with the highest signal strength, as with IRIS Touch NG terminals.